



FUNDS ^ XIS

PRODUCTS

PRIIPs Performance Scenarios

Streamline Compliance, Ensure Risk Control

WEBSITE

www.funds-axis.com

ARRANGE A DEMO

info@funds-axis.com



Contents

- 03** Solution Overview
- 04** Features & Benefits
- 05** How Our Solution Works
- 07** Support and Training
- 08** Request a Demo
- 09** Appendix I: Data Requirements
- 10** Appendix II: Data Integrations
- 12** Appendix III – Monitoring, Completeness & Control Reports

Solution Overview

Navigating Complexity with Automated PRIIPs Performance Calculations.

In the dynamic regulatory landscape of today, PRIIPs Performance Scenario calculations pose a significant challenge for financial institutions, asset managers, and fund administrators. Incorrect disclosures can lead to severe consequences, impacting financial stability, reputation, and investor trust.

Recognising the urgency and complexity of this regulatory environment, Funds-Axis introduces an industry-leading PRIIPs Performance Scenario Calculation and Monitoring Solution. Trusted by global industry leaders, it offers a seamless approach to Performance Calculations in an ever-changing world.

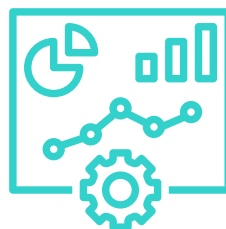
Exploring Our Solution

Effortless Oversight for Your PRIIPs Performance Scenarios



AUTOMATED CALCULATIONS

Precision unleashed upon receipt for seamless PRIIPS compliance



AUTOMATED CONTROLS

Thorough analysis for completeness, reasonableness, and accuracy



MONITORING REPORTING

Comparison to published figures with traffic light warning alerts

Features & Benefits

Effortless Streamlining of PRIIPs Performance Calculations and Monitoring



Features

- \ Regulatory-Compliant Calculation Tool
- \ Built-in Data Quality Assurance
- \ Comprehensive Audit Trails and History
- \ Detailed Monitoring Reports
- \ Flexible Price-Based Calculations
- \ EPT Variants Automatically Generated
- \ Integrated KID and Template Production
- \ Access to Regulatory Wiki
- \ Web-Display Ready Results

Benefits

- \ Instant Availability of Results
- \ Automated Reporting Processes
- \ Proactive Issue Identification
- \ Full Regulatory Compliance
- \ Enhanced Decision-Making
- \ Cost-Effective Monitoring Solutions
- \ Improved Operational Efficiency
- \ Results Ready for Web Display
- \ Enhanced Transparency for Stakeholders

How Our Solution Works

Streamlined Data Transformation and Automated Reporting Process.

Our innovative solution seamlessly transforms and loads your operational data, utilising our ETL tool—the lifeblood of your operations—into our solution engine.

Subsequently, we generate comprehensive reports, providing you with a clear overview of your PRIIPs Performance Scenarios. Through our managed service, we interpret and present these reports to you as needed.

Data Integration and Requirements

For a quick look at your Data Requirements, see Appendix I – Data Requirements.

Your administrator may provide this data, and we might already have transformations in place. Check Appendix II – Data Integrations for integrated organisations.

Data Transformation

Simplifying Data Transformation with the Funds-Axis ETL Tool:

Extract: Gather data from sources like SFTP, Email, Databases, AWS, and more.

Transform: Employ 150+ built-in actions to modify and manage data.

Load: Dispatch data to destinations such as SFTP, Email, Databases, AWS, and more.

Benefits of ETL Tool

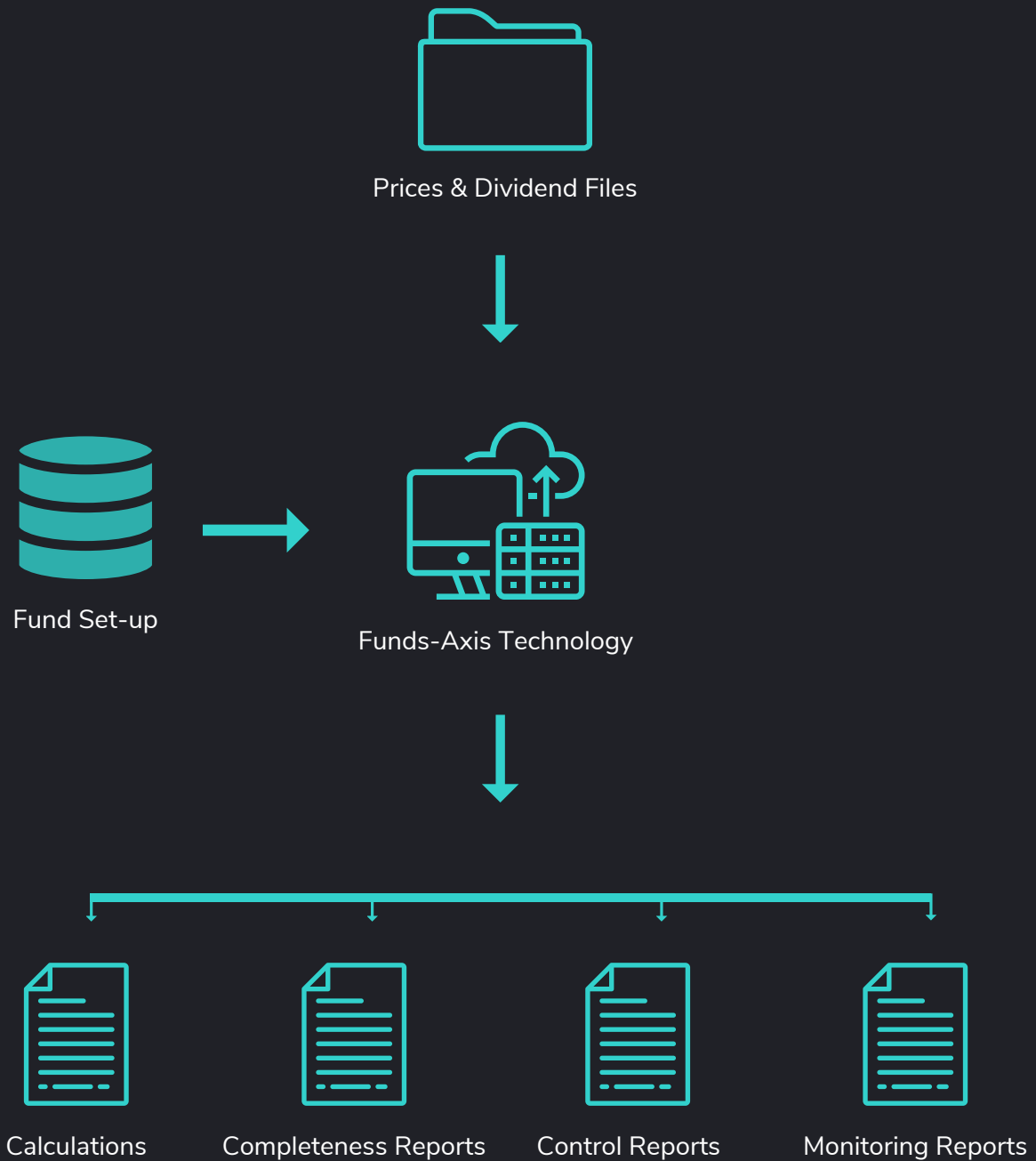
Efficiency: Speed up data preparation and data portal uploads.

Automation: Reduce manual data file preparation across departments.

Productivity: Allocate more time to essential tasks.

Data Quality: Ensure consistently high-quality data outputs.

Data Flow Diagram



Support and Training

Our dedicated support teams, comprised of highly skilled experts, are readily available to assist you with operational and general enquiries related to our products.

We prioritise your success by offering comprehensive guidance on using our products effectively and understanding the regulatory landscape.



Dedicated Support

With each solution, we provide:

- **Dedicated Contacts:** Personalised support through dedicated contacts.
- **Clear Agreements:** Defined responsibilities via service level agreements.
- **Regulatory Updates:** Timely regulatory notifications.
- **Scheduled Meetings:** Regular optimisation meetings.

Training Resources

Access our extensive client-facing Wiki, where you'll find in-depth guides on product usage and the surrounding regulatory framework.

Additionally, we offer a dedicated Wiki page specifically covering Data Requirements, including all our standard file formats.

We're committed to empowering your team with the knowledge and resources you need for success.

Request a Live Demo

Get In Touch Today!



+44(0)28 9039 7305



info@funds-axis.com



www.funds-axis.com

Experience the Efficiency of PRIIPs Performance Scenario Calculations.

Unlock the transformative capabilities of our PRIIPs Performance Scenario Calculation and Monitoring Solution. Connect with us through email or phone, and our team will thoroughly understand your unique needs, scheduling a comprehensive demonstration.

This live demo will showcase the substantial enhancements our solution brings, streamlining PRIIPs performance calculations and elevating your compliance and risk management capabilities.

Appendix I: Data Requirements

Below, you'll find a concise overview of the data files necessary for this solution. If you'd like to explore the complete contents of each file, we'd be delighted to provide a comprehensive demonstration of our solution.

Onboarding Requirements

DATA TYPE	FILE	SUMMARY
Static Data	CSV/ Excel Template	A one-time Excel file containing basic static data, such as launch dates, names, ISINs, benchmarks, and proxy classes.
Historic Shareclass NAV Prices and Dividends	CSV/ Excel Template	A one-time Excel file with a historical record of Share Class NAV prices and dividends, either actual or synthetic. (The greater of 10 years or 5 years + the recommended holding period will be required.)

Ongoing Requirements

DATA TYPE	FILE	SUMMARY
Ongoing Shareclass NAV Prices and Dividends	CSV/ Excel Template	Client administrators are required to provide file feeds with all daily Share Class NAV prices and dividends.
Synthetic Shareclass NAV Prices	CSV/ Excel Template	If relevant, there will be an ongoing update of synthetic data where the Share Class remains unlaunched.

Appendix II: Data Integrations

Onboarding is quick and cost effective through our existing integrations with multiple prime brokers, administrators and data providers.


Prime Brokers / Cash Flow Integrations



Fund Administrators and Accounting Integrations



Security Data Vendors



Appendix III – Monitoring, Completeness & Control Reports

A **Data Completeness Report** is produced monthly showing whether an actual price was received for each weekday. Where a price is not received, it is either due to a pricing holiday, the price not being sent, or a class launch closure. As part of our service, we will review this and if prices are missing where it is not a pricing holiday, we will liaise with you/administrator to either source the price or understand why. Where needed we will source the missing data, load and re-run the calculations and the reports.

A **Controls Report** is produced monthly highlighting the following:

- Price to Price performance monitoring
- Observation count monitoring
- Month on Month Comparisons

A **Monitoring Report** is produced monthly highlighting the following:

- Comparison of the figures published in the PRIIPs KID and EPT.
- Colour coding to indicate:
 - A. Where a new PRIIPs KID is required due to a 5% difference from the RHP moderate performance scenario.
 - B. Where the latest calculation is different to the published PRIIPs KID/EPT for all other performance scenarios.

Automate Your PRIIPs Performance Scenario Calculations **Today.**



-  +44(0)28 9039 7305
-  info@funds-axis.com
-  www.funds-axis.com
-  @Funds-AxisLimited
-  @FundsAxis

©2023 Funds-Axis Limited. All Rights Reserved. Funds-Axis and HighWire are trademark of Funds-Axis Limited. The views contained in this material are those of Funds-Axis as of the date of this report and may change as subsequent conditions vary. Funds-Axis has no obligation to update this material or to notify you of changes.

This material is for informational purposes only and reliance upon it is at the sole discretion of the reader. This material is not intended for distribution to third parties without the prior written permission of Funds-Axis.

Funds-Axis may modify or discontinue any functionality or service component described herein at any time without prior advance notice to you.